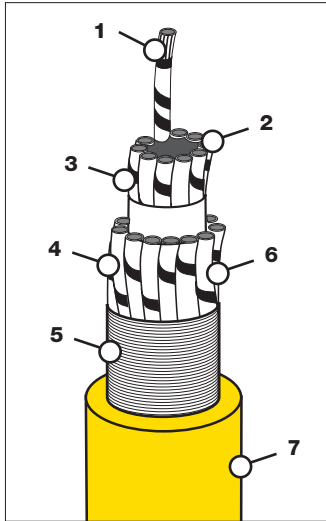


Super-Trex® Reduced Diameter Control Cable (16 AWG)

- UL Listed
- Type TC-ER – 600 V
- Type WTTC – 1,000 V
- Suitable for Class I, II, Div. 2*
- CE
- FT-4 Flame Rating
- RoHS Compliant
- Max Conductor Temperature 90°C

TPC's Super-Trex® Reduced Diameter Control Cable features a high strand count and cable construction designed to provide long life in dynamic flexing applications. The security yellow TPE jacket provides excellent protection against oil, and most industrial chemicals. Available in 16 AWG and various conductor counts from 5 to 60 conductors. 20 AWG, 18 AWG and 12 AWG also available.



FEATURES & BENEFITS

1. BUNCH STRANDED TINNY SOFT DRAWN COPPER — Longer flex life in flexing and twisting applications. Easier to solder.

2. POLYESTER TPE CONDUCTOR INSULATION — Oil resistant and has high dielectric, tensile and mechanical properties.

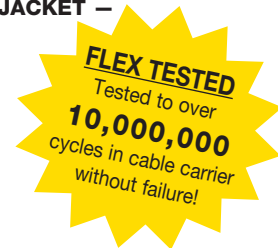
3. CONDUCTORS ARE CODED WITH ALPHA-NUMERIC IDENTIFICATION — Provides fast identification of conductors. Easy to read and simplifies installation. **RED** conductors for AC applications and **BLUE** conductors for DC applications.

4. NYLON FILLERS — Low friction, non-wicking fillers provide excellent flexibility.

5. HIGH FLEX TAPE SEPARATOR AROUND INNER COMPONENTS — Provides easy movement of the conductor bundle for longer flex life.

6. UNI-LAY CONSTRUCTION ALTERNATING BUNDLES — Superior performance in flexing and torsional applications.

7. SPECIALLY COMPOUNDED, SECURITY YELLOW, SUPER-TREX® TPE JACKET — Superior first-line defense against oil, ozone and UV exposure as well as most chemicals. Flame and heat resistant. Extreme all-weather flexibility.



Color Code for RED Conductor			
NO. OF COND.	BASE COLOR	FIRST TRACER	NUM. ID.
1	Green	Yellow	—
2	Red	—	1
3	White	Red	—
4	Red	—	3
5	Red	—	4

All remaining conductors will have RED base with BLACK numeric identification

- The first conductor in the outside layer is always GREEN with a YELLOW tracer.
- The third conductor in the outer layer is always WHITE with a RED tracer.
- All other conductors are RED with a BLACK number.

Color Code for BLUE Conductor			
NO. OF COND.	BASE COLOR	FIRST TRACER	NUM. ID.
1	Green	Yellow	—
2	Blue	—	1
3	White	Blue	—
4	Blue	—	3
5	Blue	—	4

All remaining conductors will have RED base with BLACK numeric identification

- The first conductor in the outside layer is always GREEN with a YELLOW tracer.
- The third conductor in the outer layer is always WHITE with a BLUE tracer.
- All other conductors are BLUE with a WHITE number.

ORDERING INFORMATION (MINIMUM PURCHASE MAY BE REQUIRED IF PRODUCT NOT STOCKED)

STD	PART NO.		CORD SIZE AWG/COND	COND STRAND	AMP ¹	NOMINAL O.D. (IN)	WT. (LBS) PER 1000'	MIN. BEND RADIUS (IN)
	RED	BLUE						
—	88505R	88505B	16/5	65 x 34	14	0.358	88	2.86
—	—	88507B	16/7	65 x 34	13	0.453	150	3.62
—	—	88508B	16/8	65 x 34	13	0.456	172	3.70
88512	88512R	88512B	16/12	65 x 34	9	0.510	191	3.96
88516	—	—	16/16	65 x 34	9	0.555	239	4.40
—	88519R	88519B	16/19	65 x 34	9	0.596	281	4.76
88522	—	—	16/22	65 x 34	8	0.650	327	5.20
88525	88525R	88525B	16/25	65 x 34	8	0.700	376	5.60
88531	—	—	16/31	65 x 34	7	0.745	425	5.80
88533	88533R	88533B	16/33	65 x 34	7	0.745	448	5.96
88541	—	—	16/41	65 x 34	6	0.895	608	6.96
—	88547R	88547B	16/47	65 x 34	6	0.850	653	7.12
88549	—	—	16/49	65 x 34	6	0.925	714	7.20
88560	—	—	16/60	65 x 34	6	0.975	783	7.80


NOTES: (1) Based on an ambient temperature of 30°C and conductor temperature of 90°C per NEC, Table 3.10.15(B)(16).
*When installed in accordance with NEC guidelines sections, 501.140, 502.140, 503.140.

Super-Trex® Reduced Diameter Control Cable (16 AWG) (Continued)

Recommended Minimum Bend Radius for Cable Applications

The Minimum Bend Radius for Dynamic Applications is 8 times the O.D. of the cable. Minimum Bend Radius for Static Applications is 6 times the O.D. of the cable.

ADD KORD-GARDS® OR GRIP-SEALS® TO COMPLETE YOUR ORDER! See Pages 135-143.



APPLICATIONS Not for Reeling or Forced Directional (Pulling) Applications.

- Automatic Welders
- Festoon Systems
- Transfer Vehicles
- Broach Machines
- Machine Tools
- Positioning Equipment
- Control Circuits
- Cable Carrier Systems
- Remote Control of Electrical Equipment
- Cranes
- Sensing Equipment

16 AWG REDUCED DIAMETER CONTROL CABLE				
NO. OF COND.	BASE COLOR	TRACER	SIDE ONE NUMERIC	SIDE TWO ALPHA-NUMERIC
1	Black	—	1	One
2	White	—	2	Two
3	Red	—	3	Three
4	Green	—	4	Four
5	Orange	—	5	Five
6	Blue	—	6	Six
7	White	Black	7	Seven
8	Red	Black	8	Eight
9	Green	Black	9	Nine
10	Orange	Black	10	Ten
11	Blue	Black	11	Eleven
12	Black	White	12	Twelve
13	Red	White	13	Thirteen
14	Green	White	14	Fourteen
15	Blue	White	15	Fifteen
16	Black	Red	16	Sixteen
17	White	Red	17	Seventeen
18	Orange	Red	18	Eighteen
19	Blue	Red	19	Nineteen
20	Red	Green	20	Twenty
21	Orange	Green	21	Twenty-One

NOTE: Color code repeats after 21 conductors. Numeric identification is unique for all conductor counts 1-60.